

UAT-505-EUR Underground Utility Locator Kit

Detect and measure depth of buried pipes and cables

Increase productivity on the job site with precise and accurate locating

The Beha-Amprobe UAT-505-EUR Underground Utility Locator Kit is the rugged, economical solution for locating underground energized and de-energized wires, cables and pipes. The Transmitter utilizes the proven 33 kHz frequency, which is ideal for most locating applications. With the Receiver, trace the signal in Induction or Direct Test Leads Connection Modes. The Receiver features fast sound and meter response and easy depth measurements to 20 feet at the push of a button, as well as highly sensitive Power and Radio Modes which detect energized wires and radio signals on underground lines.

Features

- **Locates** underground energized and de-energized wires and cables
- **Locates** underground metal pipes
- **Multiple tracing modes** for locating and tracing energized and de-energized utilities in a variety of applications: Power Mode, Radio Mode, Induction Mode and Direct Test Leads Connection Mode (de-energized utilities only)
- **Depth measurement up to 6 m**, detect and trace utilities buried up to 30 m deep (Direct Test Leads Connection Mode only)
- **Receiver features a high-contrast display** with an automatic backlight and semi-automatic gain control for fast signal location and control
- **33 kHz transmitting frequency:** best frequency for general locating
- **Complete ready-to-use kit:** Receiver, Transmitter, test leads, batteries and carrying case



UAT-505-EUR
Underground Utilities
Locator Kit



Safety Certification

All Beha-Amprobe tools, including the Beha-Amprobe UAT-505-EUR, are rigorously tested for safety, accuracy, reliability, and ruggedness in our state-of-the-art test lab. In addition, Beha-Amprobe products that measure electricity are listed by a 3rd party safety lab, either UL or CSA. This system assures that Beha-Amprobe products meet or exceed safety regulations and will perform in a tough, professional environment for many years to come.





Water, wastewater and sewage



Electrical utilities distribution



Construction



Transportation



Outdoors facilities maintenance



Who needs the UAT-505-EUR?

- Wastewater engineers
- Pipefitters
- Plumbers
- Construction contractors
- Field engineers
- Inspectors
- Civil engineers
- Government inspectors

Identify Underground Pipes, Cables & Wires

The Beha-Amprobe UAT-505-EUR discovers the location of underground utilities such as sewer lines, power lines and water lines up to 30 m deep, with accurate depth measurement to 6 m when connected to the Transmitter. The Transmitter operates at a 33 kilohertz (kHz) frequency signal, which provides the most reliable results for many locating applications. The kit also comes with a connection cables and alligator clips for connecting the transmitter to the buried pipe or de-energized cable or wire to be traced.

Expert Features for Any Situation

The UAT-505-EUR can be used in different modes for optimal tracing in many situations.

Receiver

- **Power Mode** locates energized wires with a 50/60 Hz frequency. The Receiver alone detects the electromagnetic fields emitted by buried energized lines conducting currents.
- **Radio Mode** uses the Receiver to detect radio waves coming from cellular towers, radio stations, etc. that are picked up and carried by underground metal objects, such as cables or pipes.

Receiver + Transmitter

- **Induction Mode** uses the Transmitter to wirelessly induce a signal into a buried pipe, cable, or wire. The Receiver then detects the signal carried by the buried utility.
- **In Direct Test Leads Connection Mode**, the Transmitter is connected to the buried de-energized cables or utilities with test leads (provided there is an available access point to the utility). The Transmitter then sends a signal across the wire or pipe.*
- If it is not possible to gain access to a cable for making an electrical contact or it is not safe to do so, the optional **Signal Clamp** provides an efficient and safe method of applying a locate signal to a cable.

The UAT-505-EUR can also trace non-metallic pipes in Induction or Direct Test Leads Connection Modes. Some of these pipes have embedded metal trace that will conduct signal for tracing. For pipes without embedded metal, use a conductive tracing tape.

*Note:

The UAT-500-TE Transmitter **should never** be connected to an energized circuit. In this case use the Beha-Amprobe **UAT-600-TE Transmitter** which is safety rated and can be safely used to connect to energized circuits up to CAT IV 600 V.



UAT-505-EUR Kit Contents

	UAT-505-EUR
UAT-600-RE Receiver	1
UAT-500-TE Transmitter	1
CC-UAT-500-EUR Carrying Case	1
TL-UAT-500 Test Leads Kit*	1
1.5 V AA (IEC LR6) Batteries (Receiver)	6
1.5 V D (IEC LR20) Batteries (Transmitter)	4
User Manual	1

*TL-UAT-500 Test Leads Kit includes:

- Green test lead with detachable green alligator clip
- Gray test lead with permanently attached gray alligator clip
- Ground stake





Beha-Amprobe Underground Locator Kit Comparison


	UAT-505-EUR	UAT-610-EUR	UAT-620-EUR
CAT Rating	-	CAT IV 600 V	CAT IV 600 V
Transmitter frequency (direct connection)	33 kHz	8 kHz and 33 kHz	8 kHz and 33 kHz
Direct connection to energized circuits	-	•	•
De-energized circuit tracing	•	•	•
Included signal clamp	-	-	•



Specifications

	UAT-600-RE Receiver	UAT-500-TE Transmitter
Operating voltage	0 to 600 V	De-energized circuit only for Direct Connection Mode
Transmitting frequency	–	33 kHz
Tracing modes	Active tracing: 33 kHz (32,768 Hz) and 8 kHz (8,192 Hz) Passive tracing: 50 / 60 Hz and Radio	De-energized: Induction Mode Direct Connection Mode Clamp Mode
Transmitting mode power output	–	Max. 1 watt
Output voltage	–	Max. 35 V rms
Output current	–	Max. 100 mA rms
Locating modes	Peak and Null	–
Sensitivity adjustment (gain control)	•	–
Depth measurement	Up to 6 m (20 ft)	–
Depth measurement accuracy	0.1 m (4 in) to 3 m (10 ft): ± 3 % 3 m (10 ft) to 6 m (20 ft): ± 5 %	–
Sensitivity at 1 m (typical)	Power: 2 mA Radio: 20 µA 8 kHz: 5 µA 33 kHz: 5 µA	–
Display backlight	Automatic	–
Visual signal indication	–	Two LEDs indicating LO and HI signal
Audio signal indication	Increasing closer to the signal	Continuous Signal Mode: Continuous audio tone Pulse Signal Mode: Fast pulsed audio tone
Compatible receiver	–	UAT-600-RE Receiver
Compatible transmitter	UAT-500-TE and UAT-600-TE Transmitter	–
Compatible accessories	–	SC-600-EUR Signal Clamp TL-UAT-500 Test lead set
Display	109 mm (4.3 in), 320 x 240 BW outdoor LC-Display with auto backlight	–
Update rate	Instantaneous	–
Operating temperature and humidity	-20 °C to 50 °C (-4 °F to 122 °F), ≤90% RH	-20 °C to 50 °C (-4 °F to 122 °F), ≤ 80% RH
Storage temperature and humidity	-40 °C to 60 °C (-40 °F to 140 °F), ≤ 90% RH	-40 °C to 60 °C (-40 °F to 140 °F), ≤ 80% RH
Operating altitude	< 2000 m (< 6561 ft)	< 2000 m (< 6561 ft)
Pollution degree	2	2
IP-rating	IP54	IP54
Drop proof	1 m (3.28 ft)	–
Power supply	Six (6) 1.5 V AA alkaline batteries	Four (4) 1.5 V D cell alkaline batteries
Auto power off	15 minutes idle Will auto turn off after 15 min of no button pressing	–
Battery life	Approx. 35 hours at 21 °C (70 °F) (Typical)	Approx. 12 hours at 21 °C (70 °F) (Typical)
Low battery indication	Active symbol in upper right corner of the live screen	Both LO and HI LEDs blink every 1.5 seconds and audio sound pulses every 1.5 seconds
Measurement Category	CAT IV 600 V	–
Agency approval		
Safety compliance	IEC 61010-1, IEC 61010-2-033 CSA/UL 61010-1, CSA/UL 61010-2-033	IEC 61010-1, CSA/UL 61010-1, IEC 61010-031, CSA/UL 61010-031 (test leads)
Electromagnetic Compatibility	IEC 61326-1 Korea (KCC): Class A Equipment (Industrial Broadcasting & Communication Equipment) [1] [1] This product meets requirements for industrial (Class A) electromagnetic wave equipment and the seller or user should take notice of it. This equipment is intended for use in business environments and is not to be used in homes.	IEC 61326-1 Korea (KCC): Class A Equipment (Industrial Broadcasting & Communication Equipment) [1] [1] This product meets requirements for industrial (Class A) electromagnetic wave equipment and the seller or user should take notice of it. This equipment is intended for use in business environments and is not to be used in homes.
Size (H x W x L)	Approx. 302 x 120 x 779 mm (11.9 x 4.7 x 30.7 in)	Approx. 460 x 90 x 65 mm (18.1 x 3.5 x 2.6 in)
Weight	Approx. 1.9 kg (4.2 lb) (batteries installed)	Approx. 1.77 kg (3.9 lb) (batteries installed)

TL-UAT-500 Test Leads

	TL-UAT-500 Test Leads
Operating voltage and current	50 V max, 1 A
Leads length	3.5 m (11.5 ft)
Compatible transmitter	UAT-500-TE Transmitter
Operating temperature and humidity	-20 °C to 50 °C (-4 °F to 122 °F), ≤ 80% RH
Storage temperature and humidity	-40 °C to 60 °C (-40 °F to 140 °F), ≤ 80% RH
Operating altitude	< 2000 m (< 6561 ft)
Pollution degree	2
Agency approval	
Safety compliance	IEC 61010-031, CSA/UL 61010-031
Size (H x W x L)	Approx. 230 x 90 x 80 mm (9 x 3.5 x 3.1 in)
Weight	Approx. 0.5 kg (1.1 lb)



TL-UAT-500 Test Leads Kit includes: Green test lead with detachable green alligator clip, Gray test lead with permanently attached gray alligator clip, Ground stake

Optional Accessories

AF-600-EUR A-Frame ground fault locator, UAT-600-TE Transmitter, SC-600-EUR Signal clamp, TL-600-25M Extension test lead



Detect ground faults on cables and pipes

LCD Display with auto backlight to view clearly in bright sunlight

AF-600-EUR A-Frame Ground Fault Locator

- **Identify** any point of leakage around a cable
- **Locate** cable and wire ground faults, sheath faults or pipeline coating defects, where the utility is in direct contact with the ground
- **Find the exact point** where metal is touching the ground and power is leaking, ie, a shield is rusted or a rubber buffer is broken, creating noise on a cable
- **Advanced technology and digital signal processing makes pinpointing process fast, accurate and clear:**
 - **Compass guidance** with numeric fault field strength indicates the direction of the fault
 - **Distance sensitive left and right arrows** guides the user to precisely follow the path of the buried utility
 - **Automatic gain control** quickly detects tracing signal and precisely adjusts the A-Frame sensitivity
 - **Adjustable volume controls**

	AF-600-EUR A-Frame
Tracing mode (de-energized)	8 kHz
Locating mode	Ground fault locating
Sensitivity (typical)	Cable locate mode at 1 meter depth: 10 uA Fault locate mode: up to 2 MΩ fault
Display backlight	Automatic
Audio indication	Speaker indicates left/right by pulsed/continuous tone
Compatible transmitter	UAT-600-TE Transmitter
Display	1.28 in, 128 x 128 BW outdoor LCD display with auto backlight
Update rate	Instantaneous
Operating temperature and humidity	-20 °C to 50 °C (-4 °F to 122 °F), ≤90% RH
Storage temperature and humidity	-40 °C to 60 °C (-40 °F to 140 °F), ≤90% RH
Operating altitude	< 2000 m (< 6561 ft)
Pollution degree	2
Water and dust resistance	IP54
Drop proof	1 m (3.28 ft)
Power supply	(6) 1.5 V AA alkaline batteries
Auto power off	15 minutes idle
Battery life	Approx. 60 hours at 21 °C (70 °F) (Typical)
Certifications	
Safety compliance	IEC 61010-1, CSA/UL 61010-1
Size (H x W x L)	Approx. 355 x 230 x 120 mm (14 x 9 x 4.7 in)
Weight	Approx. 1.9 kg (4.2 lb) (batteries installed)

AF-600-EUR A-Frame includes: A-Frame Receiver, (6) 1.5 V AA (IEC LR6) Batteries, Carrying Case, User Manual



UAT-600-TE Transmitter

This intuitive Transmitter automatically chooses the correct locating function based on the connected accessory and includes selectable 8/33 kHz frequencies.

	UAT-600-TE Transmitter
Measurement category	CAT IV 600 V
Operating voltage/current	0 to 600 V
Operating frequency/tracing modes	Energized circuit Induction mode: 33 kHz Direct connection modes: 8 kHz and 33 kHz Clamp mode: 8 kHz and 33 kHz De-Energized circuit Induction mode: 33 kHz Direct connection modes: 8 kHz, 33 kHz, A-Lo/A-Hi A-Frame: 8 kHz Clamp mode: 8 kHz and 33 kHz
Transmitting mode power output	Max. 3 watts
Output voltage	Max. 50 V rms
Output current	Max. 250 mA rms, constant current in 5 steps
Mains voltage measurement	0 V to 600 V, 50 Hz to 60 Hz Resolution: 1 V, Accuracy: ± 10%
Resistance measurement (De-energized circuit)	0 Ω to 999 kΩ Range: 0 Ω to 999 Ω (resolution: 5 Ω) Range: 1 kΩ to 999 kΩ (resolution: 1 kΩ) Accuracy: ± 10%
Output hazardous voltage warning	≥ 30 V rms
Mains hazardous voltage warning	≥ 30 V rms
Operating temperature and humidity	-20 °C to 50 °C (-4 °F to 122 °F), ≤90% RH
Storage temperature and humidity	-40 °C to 60 °C (-40 °F to 140 °F), ≤90% RH
Operating altitude	< 2000 m (< 6561 ft)
Pollution degree	2
Water and dust resistance	IP54
Drop proof	1 m (3.28 ft)
Certifications	
Safety compliance	IEC 61010-1, IEC 61010-2-033 CSA/UL 61010-1, CSA/UL 61010-2-033 IEC 61010-031, CSA/UL 61010-031 (test leads)
Size (H x W x L)	Approx. 355 x 230 x 120 mm (14 x 9 x 4.7 in)
Weight	Approx. 3.2 kg (7.0 lb) (batteries installed)



SC-600-EUR Signal Clamp

The Signal Clamp accessory provides an efficient and safe method of applying a locate signal to a cable, enabling the Transmitter to induce a signal through the insulation into the wires or pipes. The clamp works on low impedance closed circuits only.

	SC-600-EUR Signal Clamp
Measurement category	CAT IV 600 V
Operating voltage/current	0 to 600 V, 100 A max.
Operating frequency/tracing modes	33 kHz and 8 kHz
Signal voltage output (nominal)	23 V rms at 8 kHz, 30 V rms at 33 kHz
Operating temperature and humidity	-20 °C to 50 °C (-4 °F to 122 °F), ≤90% RH
Storage temperature and humidity	-40 °C to 60 °C (-40 °F to 140 °F), ≤90% RH
Operating altitude	< 2000 m (< 6561 ft)
Pollution degree	2
Water and dust resistance	IP54
Drop proof	1 m (3.28 ft)
Certifications	
Safety compliance	IEC 61010-1, IEC 61010-2-033 CSA/UL 61010-1, CSA/UL 61010-2-033
Size (H x W x L)	Approx. 295 x 180 x 37 mm (11.6 x 7.1 x 1.4 in)
Weight	Approx. 0.85 kg (1.9 lb)

TL-600-25M Test Lead Extension

	TL-600-25M
Description	Extension test lead, 25 m (80')